

Product  
Catalogue  
2026



IGNELUX<sup>TM</sup>

Advanced Components for Brilliant Lighting  
Fortschrittliche Komponenten für brillantes Licht



Rooted in Slovenia's long tradition of lighting technology, IGNE LUX is a manufacturer of high-quality ignitors and lighting components. With decades of experience and a strong commitment to innovation, the company provides reliable and efficient solutions for a wide range of lighting systems. Combining engineering precision, durable materials, and continuous development, IGNE LUX ensures exceptional performance and safety in every product — serving industrial, commercial, and architectural applications worldwide.

## Electronic superimposed ignitors ZRM for igniting lamps 35 - 3500 W

Lamps go out and are started again – this cycle repeats until the lamp is replaced. These down-times are associated with a significant safety risk that is made worse by the fact that it is difficult to localise faulty lamps.

Digital ignitor with an integrated timer

The ZRM ES/CT superimposed-pulse ignitor with an integrated digital timer and pulse-pause ignition solves this problem. As soon as annoying flickering starts to occur, the timer automatically stops the ignition process.

Pulse-pause ignition

Instead of constantly sending ignition pulses to a lamp until it starts, the ignitor generates pulses in a patented two part rhythm, thus creating optimum conditions for starting sodium vapour lamps and metal halide lamps.

The lamp has time to cool down in the pauses after ignition. This leads to much faster restarts for hot lamps. Thanks to pulse-pause admission, actual ignition times account for only 10% of the total ignition time. This reduces the downtime of the system by 90%.

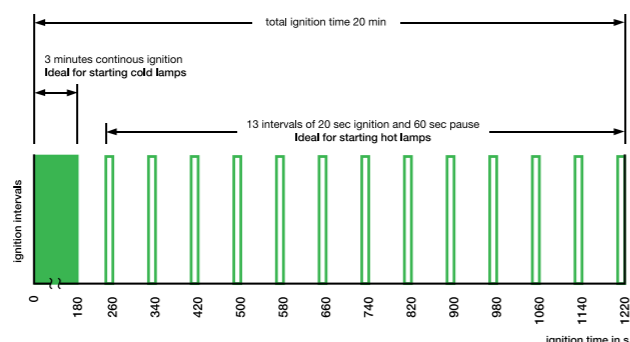


Standard ignitor ignition sequence

Standard: 300 s



ZRM ES/CT ignition sequence in pulse-pause mode



High-precision lamp management thanks to microcontroller

The microcontroller chip in the integrated timer of superimposed-pulse ignitors digitally controls the logic for ignition and automatic shutdown. An automatic reset function is also integrated. This reset function is needed for lighting systems that operate 24 hours a day (tunnels, factories).



# Electronic superimposed ignitors ZRM for igniting lamps 35 - 3500 W

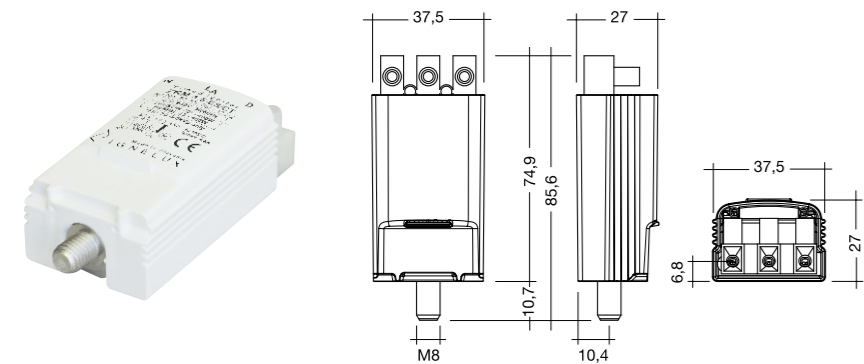


Figure 1

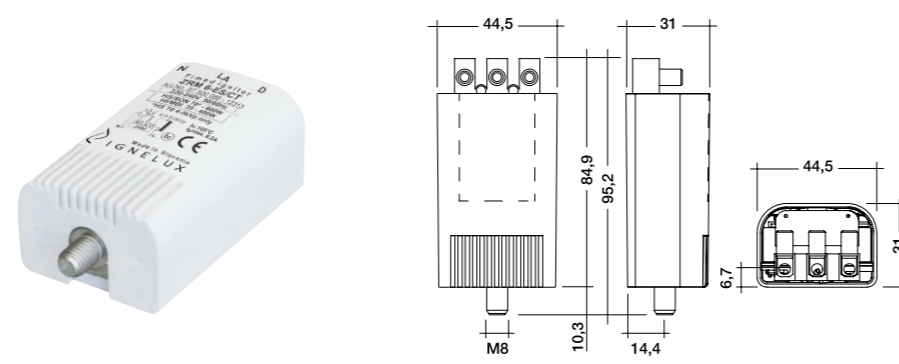


Figure 2

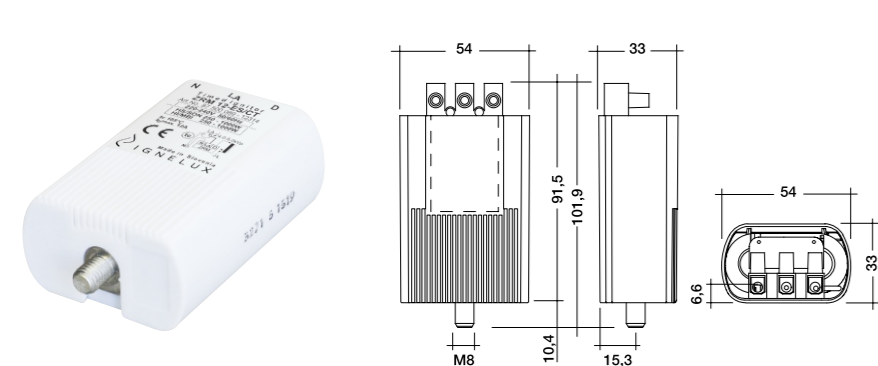


Figure 3

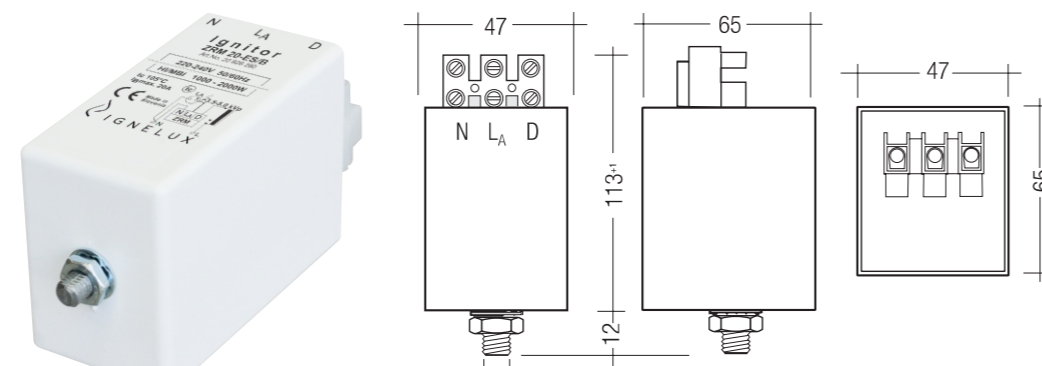


Figure 4

Type	Order Number	Tridonic Old Article number	Figure	Max. lamp current	Max. Self-heating	Max. Losses	Ignition voltage	Lamp wattage		Permitted load cap.	Max. cable length to lamp (75 pF/m)	Weight	Packing	
								HS lamps	HI Lamps				Carton	Pallet
				A	K	W	KV	W	W	pF	m	kg	pcs	pcs
<b>220/230/240V, 50/60Hz</b>														
<b>Standard ignitor</b>														
ZRM 2-ES/C	12305	87500080	1	1	2.5	0.2	1.8 - 2.5	35 - 70 <sup>1)</sup>	70 <sup>1)</sup>	20 - 300	4	0.13	50	4200
ZRM 2.5-ESC/	12306	87500081	1	3	27	2.1	4 - 5	70 - 250 <sup>2)</sup>	35 - 250 <sup>2)</sup>	20 - 100	1.5	0.13	50	4200
ZRM 4.5-ES/C	12307	87500082	1	4.6	33.5	2.5	4 - 5	70 - 400 <sup>2)</sup>	35 - 400 <sup>2)</sup>	20 - 100	1.5	0.13	50	4200
ZRM 6-ES/C	12308	87500083	2	5	22.2	2.4	4 - 5	70 - 400 <sup>2)</sup>	35 - 400 <sup>2)</sup>	20 - 100	1.5	0.21	20	2340
ZRM 6-ES/C 3.5kV	12321	87500097	2	5	22.2	2.4	3 - 4	-	100 - 575	20 - 100	1.5	0.21	20	2340
ZRM 12-ES/C	12309	87500084	3	12	36.6	6.73	4 - 5	250 - 1000	250 - 1000	20 - 200	3	0.28	20	1800
ZRM 20-ES/B *	11515	20826280	4	20	26	5,9	3.5 - 5	1000	1000 - 2000	20 - 200	3	0.75	15	360
<b>Digital ignitor with timer</b>														
ZRM 2-ES/CT	12310	87500085	1	1	2.5	0.2	1.8 - 2.5	35 - 70 <sup>1)</sup>	70 <sup>1)</sup>	20 - 300	4	0.13	50	4200
ZRM 2.5-ES/CT	12311	87500086	1	3	27	2.1	4 - 5	70 - 250 <sup>2)</sup>	35 - 250 <sup>2)</sup>	20 - 100	1.5	0.13	50	4200
ZRM 4.5-ES/CT	12312	87500087	1	4.6	33.5	2.5	4 - 5	70 - 400 <sup>2)</sup>	35 - 400 <sup>2)</sup>	20 - 100	1.5	0.13	50	4200
ZRM 6-ES/CT	12313	87500088	2	5	22.2	2.4	4 - 5	70 - 400 <sup>2)</sup>	35 - 400 <sup>2)</sup>	20 - 100	1.5	0.21	20	2340
ZRM 12-ES/CT	12314	87500089	3	12	36.6	6.73	4 - 5	250 - 1000	250 - 1000	20 - 200	3	0.28	20	1800
<b>380/400/415/420V, 50/60Hz</b>														
<b>Standard ignitor</b>														
ZRM 6-ES/C 400	12319	87500094	2	6	21.8	2.33	4 - 5	600 - 750	-	20 - 200	1.5	0.21	20	2340
ZRM 6-ES/C 347 <sup>1)</sup>	12337	87500096	2	4.5	21,8	2.33	3.7 - 5	600 - 750	-	20 - 200	3	0.21	20	2340
ZRM 12-ES/C 400	12320	87500095	3	12.7	36.6	6.73	4 - 5	600 - 1000	1000 - 2000	20 - 200	3	0.28	20	1800
ZRM 20-ES/B 400	11516	20826425	4	20	28	9.3	4 - 5	-	1000 - 3500	20 - 200	3	0.75	15	360

Wiring diagrams and installation examples, page 7.

\*for orders up 600 pcs

<sup>1)</sup> Permitted input voltage 347 V

<sup>1)</sup> Only for HI and HS lamps with ignition voltage < 2.5 kV

<sup>2)</sup> Only for HS lamps with ignition voltage 4 - 5 kV

## Power changeover switches

Power changeover switches are used predominantly in street lighting to reduce the lighting level by as much as 50 % at off-peak times and therefore also reduce energy costs by a significant amount.

Ignelux offers power changeover switches for lighting systems with or without a control line.

If a control line is present then power changeover switch ZRM U6L is used. This is also available with an integrated timer.

The timer ensures that the lamp is operated for a defined period of time at full output during the start phase. This in turn ensures that the life of the lamp is not reduced unnecessarily.

If there is no control line then power changeover switch ZRM U6M is used. The on and off times can be programmed centrally at any time even after installation has been completed. ZRM U6M is suitable for magnetic chokes with power tapping and also for PCIS outdoor DIM electronic ballasts.


### ZRM U6L/T Product description

Switching to a lower power stage reduces the luminous lux. This enables energy savings to be made without affecting the life of the lamp. According to lamp manufacturers, lamps should always be started at 100 % output. In the case of ZRM U6L, this can be achieved with a separate time relay at the central signal transmitter. ZRM U6L/T has a built-in delay. After every interruption in the power supply the lamp is operated at 100 % output for a period of 330 seconds irrespective of the light value selected.

### ZRM U6M Product description

The ZRM U6M digital power changeover switch automatically reduces brightness during the night. Changeover is automatically handled by a digital chip. The changeover times can be set centrally via the normal power supply. ZRM U6M therefore operates entirely independently, is maintenance-free and does not require a control line.

- It can be used in any lighting system without an additional control line
- For changing impedance with tapped chokes or supplementary impedances
- Digital switchover relay with temporary bridging for interruption-free power reduction
- Integrated delay circuit for gentle lamp starting at the 100 % output
- ZRM U6M A001 for magnetic chokes with integrated temporary bridging
- ZRM U6M A003 for electronic ballasts with control input



## Power switches ZRM for energy savings in street lighting

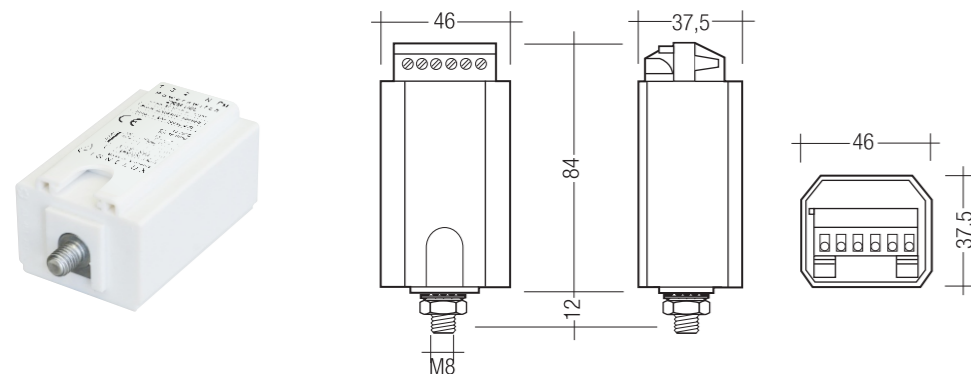
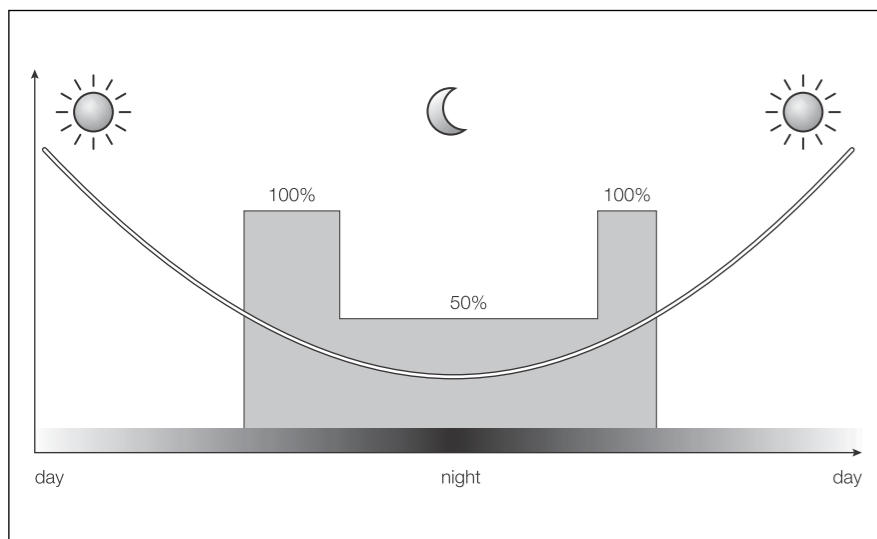


Figure 1

Plastic casing  
 Rated contact voltage: 250V  
 Rated contact current  $\cos \varphi = 0.5$  : 6A  
 Rated contact current  $\cos \varphi = 1.0$  : 16A  
 Screw terminal 0.75 – 4.0 mm<sup>2</sup>  
 For luminaires of protection class I and II  
 For switching impedance with tapped ballasts  
 Max. casing temperature: 80°C  
 Ambient temperature: -30°C to +70°C  
 Low self-heating



### Features of digital power switch ZRM U6M

Automatic adjustment of switching times to natural light over different seasons.  
 Low investment costs thanks to internal clock - no need for a control line. ZRM U6M can therefore be used in new installations as well to upgrade existing installations.  
 Switching times are set up centrally via the mains supply.

Type	Order Number	Tridonic Old Article Number	Figure	Needed Control Line	Max. Self Heating °C	Max. Losses W	Max. Lamp wattage		Switching times	Switchover delay min	Weight kg	Packing	
							HS lamps W	HI lamps W				Carton pcs	Pallet pcs
<b>220/230/240V, 50/60Hz</b>													
<b>Standard power switch</b>													
ZRM U6L <sup>3)</sup>	12301	87500039	1	Yes	8	<2.5	400	700	-	-	0.185	40	2400
ZRM U6L/T <sup>3)</sup>	12302	87500040	1	Yes	9.5	<3.2	400	700	-	5,5 <sup>2)</sup>	0.185	40	2400
<b>Digital power switch without control phase</b>													
ZRM U6M A001 <sup>3)</sup>	12324	87500044	1	No	10	<2.5	400	700	3h before and 4h after midnight <sup>1)</sup>	10 <sup>2)</sup>	0.23	40	2400
ZRM U6M A003 <sup>4)</sup>	12304	87500045	1	No	<5	<1.3	400	700	3h before and 4h after midnight <sup>1)</sup>	10 <sup>2)</sup>	0.23	40	2400

Wiring diagrams and installation examples, page 7.

<sup>1)</sup> Can be reprogrammed in the installation at any time

<sup>2)</sup> Integrated delay for lamp - friendly starting at 100 % level

<sup>3)</sup> For magnetic ballasts

<sup>4)</sup> For electronic ballasts

Switching to a lower power stage reduces the luminous lux. This enables energy savings to be made without affecting the life of the lamp. According to lamp manufacturers, lamps should always be started at 100 % output. In the case of ZRM U6L, this can be achieved with a separate time relay at the central signal transmitter. ZRM U6L/T has a built-in delay. After every interruption in the power supply the lamp is operated at 100 % output for a period of 330 seconds irrespective of the light value selected.

The ZRM U6M digital power changeover switch automatically reduces brightness during the night. Changeover is automatically handled by a digital chip. The changeover times can be set centrally via the normal power supply. ZRM U6M therefore operates entirely independently, is maintenance-free and does not require a control line.

- It can be used in any lighting system without an additional control line
- For changing impedance with tapped chokes or supplementary impedances
- Digital switchover relay with temporary bridging for interruption-free power reduction
- Integrated delay circuit for gentle lamp starting at the 100 % output
- ZRM U6M A001 for magnetic chokes with integrated temporary bridging
- ZRM U6M A003 for electronic ballasts with control input





IGNELUX<sup>TM</sup>

Advanced Components for Brilliant Lighting  
Fortschrittliche Komponenten für brillantes Licht

Address:

Ob železnici 14  
2000 Maribor  
Slovenia (EU)

Web and Email:

[www.ignelux.si](http://www.ignelux.si)  
[info@ignelux.si](mailto:info@ignelux.si)

Tel.:

+386 (0) 40 709 416

GPS coordinates:

46.55186 15.64359